

Juice Junkies By Vanessa Grigoriadis p.38 / Soylent Borgs By Adrian Chen, p.44

● For Tribeca moms and boy hackers, post-eating eating crazes.

Also: **Winter Travel:** Bordeaux Instead of Paris, Plus Other Alterna-Cities, Ski Towns, Beaches p.84

+ **Sandy's Perpetual Homeless** p.9 / **Sky Ferreira Slays the Hate** p.34 / **Knicks-Nets Suicide Rivalry** p.20


NOVEMBER 4, 2013

NY 428 Apples

IN SEASON

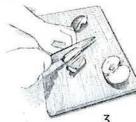

The name of this sweet-tart apple (available at Greenmarket's Samascott Orchards stand) does not say it all. It's a cross between an Empire and a Northern Spy, and as such, it's remarkably crisp and juicy with nice acidity. But in a world of supersweet-leaning Honeycrisp dominance, the unsung NY 428, developed years ago by Cornell University's horticulture department, has remained stuck in trial-stage code-name limbo. It deserves better—like this deconstructed-caramel-apple recipe

from Toro chefs Jamie Bissonnette and Ken Oringer. R.R. & R.P.



TORO'S APPLES WITH YOGURT MOUSSE AND LICORICE CARAMEL

- 1 cup heavy cream
- 3 pieces star anise
- 1 tbs. fennel seeds
- 1 cup sugar
- ½ cup corn syrup
- 3 sticks butter, cut into pieces
- 1½ tsp. pastis
- 4 small to medium NY 428 apples (or any sweet-tart or tart variety such as Rhode Island Greening)
- 2 cups yogurt mousse (see nymag.com for the recipe)



In a small saucepan, simmer the cream with the star anise and fennel seeds; strain and reserve. Heat the sugar and corn syrup in a large saucepan with high sides over medium heat, whisking or stirring with a wooden spoon until the mixture dissolves and turns a deep amber, about 10 to 15 minutes. Remove the pan from the burner, and carefully add the cream. (You may want to wear oven mitts, as the cream will bubble and splatter upon contact with the sugar.) Stir in the butter a few pieces at a time. Let cool before stirring in the pastis. (1) Meanwhile, halve and core the apples, and (2) cut the halves into quarters and thinly slice. (3) Stack the slices a few at a time, and julienne. To serve, place about 5 spoonfuls of the caramel on each of 6 to 8 plates or in bowls. Dollop the sides of the plates with the yogurt mousse. Place the apple slices on top of the caramel.